

04. FURNITURE PERFORMANCE CRITERIA

APPENDIX A

INSTRUCTION TO BIDDERS

- GM1 THE SUPPLIER MUST ADHERE TO THE FOLLOWING SPECIFICATIONS IN ORDER TO COMPLETE THE PROPOSAL.
- GM2 THE REFERENCED INFORMATION IS NOT REQUIRED TO BE COMPLIED WITH. IT REPRESENTS THE DESIGN ORIENTATION, THE SHAPE, THE QUALITY AND THE PRICE RANGE DESIRED. THE PROPOSED PRODUCT MAY COME FROM ANOTHER MANUFACTURER.
- GM3 DIMENSIONS MENTIONED ON THE PLANS AND/OR UNIT PRICE FORM MAY BE SLIGHTLY MODIFIED ACCORDING TO THE SUGGESTED PRODUCT STANDARDS AS LONG AS THE PRODUCT STILL FITS IN THE FLOOR PLAN WITHOUT ANY MODIFICATION TO THE QUANTITIES, DESIGN, ARCHITECTURE, ETC.
- GM4 THE SUPPLIER MUST COMPLETE THE APPROPRIATE SUBMISSION FORM WHEN RESPONDING TO THE RFP. THE REFERENCE "INCLUDED IN ..." IS NOT ACCEPTABLE.
- GM5 THE SUPPLIER MUST SUBMIT HIS OWN FLOOR PLAN WITH THIS RFP, SHOWING ALL THE SUGGESTED PRODUCTS. THE NUMBERING MUST BE RESPECTED AND SHOULD REMAIN VISIBLE ON THIS PLAN.
- GM6 THE SUPPLIER MAY PROPOSE ONE OR MORE ALTERNATIVE OPTIONS FOR EACH ITEM IF SO DESIRED.
- GM7 THE FURNITURE'S DESCRIPTION SHALL PREVAIL ON THE PLANS.
- GM8 ALL MEASUREMENTS IN THE PERFORMANCE CRITERIA DOCUMENTS ARE IN INCHES.
- GM9 SUPPLIER MUST SUGGEST PRODUCTS THAT WILL BE AVAILABLE FOR A PERIOD OF 25 YEARS AND/OR FOR WHICH FUTURE GENERATION WILL ADAPT TO THE PREVIOUS ONES.

PERFORMANCE MANDATORY CRITERIA

WORKSTATIONS AND OFFICES:

WORKSTATIONS AND DESKS (A1, A2, A3, A4, A5, A6):

1. THE WORK SURFACES MUST BE CONSTRUCTED OF HIGH DENSITY PARTICLE BOARD AND COVERED WITH PLASTIC LAMINATE, .79 MM (1/32") THICK OR MORE.
2. THE SURFACE MUST HAVE A MINIMUM OF 29 MM (1 1/8 ") THICK AND AN (ABS OR PVC) EDGE OF 3 MM (1/8") THICK OR MORE.
3. ALL SPECIFIED FINISHES MUST COME FROM THE STANDARD SELECTION AND RESPECT THE CRITERIA INCLUDED IN THIS RFP.
4. FOR ALL DIMENSIONS SEE THE FURNITURE DRAWINGS AND TYPICAL WORKSTATION APPENDIXES.
5. FIXED HEIGHT: 730MM (29"), +/- 25MM (1") WHEN MEASURED FROM THE FLOOR.
6. INCREMENTAL ADJUSTMENT: 25MM (1")
7. TYPE OF SUPPORTS: FULL PANELS, RECESSED PANELS, COLUMNS, PEDESTALS, COMPLETE WITH LEVELLING MECHANISM WITH VERTICAL ADJUSTMENT OF AT LEAST 25 MM (1")
8. MODESTY PANELS: SEE APPENDIX FOR MORE DETAILS.
9. STORAGE: REFER TO IMAGES BESIDES. ALL STORAGE TO BE PAINTED METAL AND/OR HPL. FIXED B/B/F PEDESTAL (NO CASTERS), WITH LOCK.
10. ELECTRICAL AND VOICE/DATA MANAGEMENT: WORKSTATION AND DESK WILL BE FEED FROM CONCRETE BLOCK WALL. CONSIDER 2 DUPLEX, 2 DATA AND 1 BLANK PER WORKSTATION.

PERFORMANCE MANDATORY CRITERIA

13. ACCESSORIES:
- A. LOCKS:
- a. SUPPLY KEY-ACTIVATED LOCKS FOR DOORS AND DRAWERS.
 - b. PROVIDE TWO (2) KEYS PER LOCK.
 - c. PROVIDE ONE (1) KEY PATH PER WORKSTATION.
 - d. CABLE TRAY.
 - e. CABLE MANAGEMENT.
 - f. 2 GROMMETS PER WORKSTATION.
 - g. U-SHAPE SILVER HANDLES OR EQUIVALENT.
- B. CPU HOLDERS:
- a. MUST ADJUST TO FIT CPUS 3.6" TO 9" WIDE BY 12" TO 20" HIGH
 - b. MUST SLIDE SMOOTHLY ON NYLON GLIDES IN 16" TRACK
 - c. MUST SUPPORT CPUS UP TO THIRTY (30) POUNDS
 - d. MUST ROTATE A FULL 360 DEGREES FOR COMPLETE ACCESS TO CABLES AND PORTS
 - e. MUST HAVE ADJUSTABLE MOUNTING PLATE ENSURING THAT THE CPU WILL BE CENTERED AND BALANCED.
- C. ERGONOMIC UNDERMOUNT SUPPORT

TABLES (C1, C2, C3, C4):

1. MATERIALS: ADHERE TO THE DESCRIPTION LISTED IN THE APPENDIX. ALL FINISHED TO BE SELECTED FROM THE STANDARD FINISHES CHARTS AND COMPLY WITH THE CRITERIA.
2. THE WORK SURFACES MUST BE CONSTRUCTED OF HIGH DENSITY PARTICLE BOARD AND COVERED WITH PLASTIC LAMINATE, .79 MM (1/32") THICK OR MORE.
3. THE SURFACE MUST HAVE A MINIMUM OF 29 MM (1 1/8 ") THICK AND AN (ABS OR PVC) EDGE OF 3 MM (1/8") THICK OR MORE.
4. INCREMENTAL ADJUSTMENT: 25MM (1")
5. FOR ALL DIMENSIONS SEE THE FURNITURE DRAWINGS AND TYPICAL TABEL APPENDIXES.
6. FIXED HEIGHT: 730MM (29"), +/- 25MM (1") WHEN MEASURED FROM THE FLOOR.
7. ELECTRICAL AND VOICE/DATA MANAGEMENT (IF APPLICABLE):
8. PROVIDE FOR TABLE MONUMENTS AS REQUIRED IN THIS RFP
9. ALL ELECTRIFIED TABLES TO BE BASE-FEED UNLESS MENTIONED OTHERWISE. CABLING COMING FROM FLOOR / SLAB MUST BE HIDDEN INSIDE A TABLE LEG OR A "SQUELETON" DEPENDING ON THE PROPOSED MODEL.
10. TABLE MONUMENTS SHALL PROVIDE FOR:
 1. 1 DUPLEX PER 4 PERSONS (PLUG-IN)
 2. 1 DATA PER 2 PERSONS (HARD WIRING)
 3. 1 HDMI CONNECTION FOR TELEVISION SCREEN (HARD WIRING)

OFFICE SEATING (B1, B2, B3, B4):

1. MATERIALS: ADHERE TO THE DESCRIPTION LISTED IN THE APPENDIX. ALL FINISHES TO BE SELECTED FROM THE STANDARD FINISHES CHARTS AND COMPLY WITH THE CRITERIA.
2. ARMREST: URETHANE FINISH, ADJUSTABLE HEIGHT, WIDTH AND ANGLE.
3. FABRICS: GRADE 3 OR HIGHER WITH MINIMUM ABRASION RESISTANCE OF 100 000 DOUBLE RUBS. A MINIMUM OF 60% OF NATURAL FIBER (COTON, WHOOOL...) IS REQUESTED. ALL FABRICS MUST GET AN ANTI-STAIN TREATMENT.
4. ALL SEATS MUST HOLD A WEIGHT OF 350 POUNDS.
5. WIDE SEATS ARE MANDATORY
6. CENTRAL PIVOT, 4 LEGS OR SLEIGH BASE, ADHERE TO THE DESCRIPTION LISTED IN THE APPENDIX.
7. CASTERS ACCORDING TO THE FLOOR WHERE APPLICABLE.
8. ERGONOMIC TASK CHAIRS MUST BE FULLY ADJUSTABLE AND INCLUDE LUMBAR SUPPORT.
9. CERTAIN TASK CHAIRS AND MEETING CHAIRS MUST BE ADJUSTABLE IN HEIGHT AND DEPTH BUT HAVE FIXED ARMS. NO LUMBAR SUPPORT. ADHERE TO THE DESCRIPTION LISTED IN THE APPENDIX.

PERFORMANCE MANDATORY CRITERIA

10. VISITOR SEATS ARE NOT ADJUSTABLE.
- CHAIRS (B5, B6, B7):
1. MATERIALS: POLYPROPYLENE OR VINYL, ADHERE TO THE DESCRIPTION LISTED IN THE APPENDIX. ALL FINISHES TO BE SELECTED FROM THE STANDARD FINISHES CHARTS AND COMPLY WITH THE CRITERIA.
 2. NO ARMREST WHERE APPLICABLE.
 3. ALL SEATS MUST HOLD A WEIGHT OF 350 POUNDS.
 4. WIDE SEATS ARE MANDATORY.
 5. FOUR LEGS OR SLEIGH BASE, ADHERE TO THE DESCRIPTION LISTED IN THE APPENDIX.
 6. STACKABLE WHERE APPLICABLE.

STORAGE (E1, E2):

1. FINISHING : PAINTED METAL AND/OR HPL. MATCHING FINISHES IN WORKSTATIONS A1 AND A2.
2. ALL FINISHES TO BE SELECTED FROM THE STANDARD FINISHES CHARTS AND COMPLY WITH THE CRITERIA
3. CASTERS ACCORDING TO FLOOR WHERE APPLICABLE
4. HARDWARE: DRAWERS WITH BALL BEARING SLIDES, FULL EXTENSION DRAWERS. PROVIDE FOR FILE HOLDERS IN ALL FILLING DRAWERS (10 PER DRAWER MUST BE INCLUDED IN THE PRICE)
5. SECURITY: PROVIDE 1 LOCK PER CABINET. 2 COPIES OF EACH KEY MUST BE PROVIDED AT DELIVERY, IN ADDITION TO 5 COPIES OF THE MASTER KEY.
6. PROVIDE FOR LONGER ADJUSTABLE FEET FOR AN EASIER LEVELING OF LONG SERIES OF LEVELING CABINETS.

LAUNDRY FURNITURE (H1):

1. FINISHING : PLASTIC AND/OR METAL.
2. ALL FINISHES TO BE SELECTED FROM THE STANDARD FINISHES CHARTS AND COMPLY WITH THE CRITERIA
3. RUBBER CASTERS.

SECURITY TYPE FURNITURE:

LOUNGE SEATING (D7, D8):

1. MATERIALS: POLYPROPYLENE WITH VINYL OR FABRIC UPHOLSTERY, ADHERE TO THE DESCRIPTION LISTED IN THE APPENDIX. ALL FINISHES TO BE SELECTED FROM THE STANDARD FINISHES CHARTS AND COMPLY WITH THE CRITERIA.
2. ARMREST : URETHANE FINISH
3. FABRICS : GRADE 3 OR HIGHER WITH MINIMUM ABRASION RESISTANCE OF 100 000 DOUBLE RUBS. A MINIMUM OF 60% OF NATURAL FIBER (COTTON, WHOOOL...) IS REQUESTED. ALL FABRICS MUST GET A FIRE-RETARDANT AND AN ANTI-STAIN TREATMENTS.
4. ALL SEATS MUST HOLD A WEIGHT OF 350 POUNDS.
5. WIDE SEATS ARE MANDATORY.
6. FOUR LEGS OR SLEIGH BASE, ADHERE TO THE DESCRIPTION LISTED IN THE APPENDIX.
7. LOUNGE SEATING MUST BE HEAVY IN WEIGHT, AND CAN BE WEIGHT DOWN BY ADDING METAL PLATES UNDERNEATH.

LOUNGE TABLES (D9, D10):

1. MATERIALS: ADHERE TO THE DESCRIPTION LISTED IN THE APPENDIX. ALL FINISHED TO BE SELECTED FROM THE STANDARD FINISHES CHARTS AND COMPLY WITH THE CRITERIA.
2. LOUNGE TABLES MUST BE HEAVY IN WEIGHT, AND CAN BE WEIGHT DOWN BY ADDING METAL PLATES UNDERNEATH.
3. FOR ALL DIMENSIONS SEE THE APPENDIXES.
4. HEIGHT: MATCHING WITH LOUNGE SEATING ITEMS (D7, D8)

OFFICE SEATING (D2):

1. MATERIALS: POLYPROPYLENE WITH VINYL OR FABRIC UPHOLSTERY, ADHERE TO THE DESCRIPTION LISTED IN THE APPENDIX. ALL FINISHES TO BE SELECTED FROM THE STANDARD FINISHES CHARTS AND COMPLY WITH THE CRITERIA
2. ARMREST: URETHANE FINISH, ADJUSTABLE HEIGHT, WIDTH AND ANGLE.
3. FABRICS: GRADE 3 OR HIGHER WITH MINIMUM ABRASION RESISTANCE OF 100 000 DOUBLE RUBS. A MINIMUM OF 60% OF NATURAL FIBER (COTON, WHOOOL...) IS REQUESTED. ALL FABRICS MUST GET AN ANTI-STAIN TREATMENT.
4. ALL SEATS MUST HOLD A WEIGHT OF 350 POUNDS.
5. WIDE SEATS ARE MANDATORY.
6. CENTRAL PIVOT, 4 LEGS OR SLEIGH BASE, ADHERE TO THE DESCRIPTION LISTED IN THE APPENDIX.
7. CASTERS ACCORDING TO THE FLOOR WHERE APPLICABLE.
8. ERGONOMIC TASK CHAIRS MUST BE FULLY ADJUSTABLE AND INCLUDE LUMBAR SUPPORT. ADHERE TO THE DESCRIPTION LISTED IN THE APPENDIX..
9. OFFICE SEATING MUST BE HEAVY IN WEIGHT, AND CAN BE WEIGHT DOWN BY ADDING METAL PLATES UNDERNEATH.

WORKSTATION (D1):

1. THE WORK SURFACES MUST BE CONSTRUCTED OF HIGH DENSITY PARTICLE BOARD AND COVERED WITH PLASTIC LAMINATE, .79 MM (1/32") THICK OR MORE.
2. THE WORKSTATION MUST BE HEAVY IN WEIGHT, AND CAN BE WEIGHT DOWN BY ADDING METAL PLATES UNDERNEATH.
3. THE SURFACE MUST HAVE A MINIMUM OF 29 MM (1 1/8 ") THICK AND AN (ABS OR PVC) EDGE OF 3 MM (1/8") THICK OR MORE.
4. ALL SPECIFIED FINISHES MUST COME FROM THE STANDARD SELECTION AND RESPECT THE CRITERIA INCLUDED IN THIS RFP.
5. FOR ALL DIMENSIONS SEE THE FURNITURE DRAWINGS AND TYPICAL WORKSTATION APPENDIXES.
6. FIXED HEIGHT: 730MM (29"), +/- 25MM (1") WHEN MEASURED FROM THE FLOOR.
7. INCREMENTAL ADJUSTMENT: 25MM (1")
8. TYPE OF SUPPORTS: FULL PANELS, RECESSED PANELS, COLUMNS, PEDESTALS, COMPLETE WITH LEVELLING MECHANISM WITH VERTICAL ADJUSTMENT OF AT LEAST 25 MM (1")
9. MODESTY PANELS: SEE APPENDIX FOR MORE DETAILS.
10. STORAGE: REFER TO IMAGES BESIDES. ALL STORAGE TO BE PAINTED METAL AND/OR HPL. FIXED B/B/F PEDESTAL (NO CASTERS), WITH LOCK.
11. ELECTRICAL AND VOICE/DATA MANAGEMENT: WORKSTATION AND DESK WILL BE FEED FROM CONCRETE BLOCK WALL. CONSIDER 2 DUPLEX, 2 DATA AND 1 BLANK PER WORKSTATION.

CHAIRS (D3, D4):

1. MATERIALS: POLYPROPYLENE OR VINYL, ADHERE TO THE DESCRIPTION LISTED IN THE APPENDIX. ALL FINISHES TO BE SELECTED FROM THE STANDARD FINISHES CHARTS AND COMPLY WITH THE CRITERIA.
2. NO ARMREST
3. ALL SEATS MUST HOLD A WEIGHT OF 350 POUNDS.
4. WIDE SEATS ARE MANDATORY.
5. FOUR LEGS OR SLEIGH BASE, ADHERE TO THE DESCRIPTION LISTED IN THE APPENDIX.
6. CHAIRS MUST BE HEAVY IN WEIGHT, AND CAN BE WEIGHT DOWN BY ADDING METAL PLATES UNDERNEATH.

MEETING ROOM TABLES (D5, D6):

1. MATERIALS: ADHERE TO THE DESCRIPTION LISTED IN THE APPENDIX. ALL FINISHED TO BE SELECTED FROM THE STANDARD FINISHES CHARTS AND COMPLY WITH THE CRITERIA.
2. THE WORK SURFACES MUST BE CONSTRUCTED OF HIGH DENSITY PARTICLE BOARD AND COVERED WITH PLASTIC LAMINATE, .79 MM (1/32") THICK OR MORE.
3. THE MEETING ROOM TABLE MUST BE HEAVY IN WEIGHT, AND CAN BE WEIGHT DOWN BY ADDING METAL PLATES UNDERNEATH.
4. THE SURFACE MUST HAVE A MINIMUM OF 29 MM (1 1/8 ") THICK AND AN (ABS OR PVC) EDGE OF 3 MM (1/8") THICK OR MORE.
5. FOR ALL DIMENSIONS SEE APPENDIXES.
6. FIXED HEIGHT: 730MM (29"), +/- 25MM (1") WHEN MEASURED FROM THE FLOOR.
7. ELECTRICAL AND VOICE/DATA MANAGEMENT (IF APPLICABLE):
 1. 1 DUPLEX PER 4 PERSONS (PLUG-IN)
 2. 1 DATA PER 2 PERSONS (HARD WIRING)
 3. 1 HDMI CONNECTION FOR TELEVISION SCREEN (HARD WIRING)
9. PROVIDE TABLE MONUMENTS WITH:

NOTES GENERALES / GENERAL NOTES

L'ENTREPRENEUR DEVRA VÉRIFIER LES ÉLÉMENTS DÉTAILLÉS DES QUANTITÉS ET DES UNITÉS DÉTAILLÉES ET S'ASSURER DE LES COMPRENDRE EN CONSULTEMENT AVEC LE CONSULTANT EN ARCHITECTURE. LE CONSULTANT EN ARCHITECTURE NE GARANTIT PAS L'ADÉQUATION DES QUANTITÉS ET DES UNITÉS DÉTAILLÉES À LA RÉALISATION DE LA PROJECTION ARCHITECTURALE. LE CONSULTANT EN ARCHITECTURE NE GARANTIT PAS LA PRÉCISION DES QUANTITÉS ET DES UNITÉS DÉTAILLÉES.

THE BIDDING CONTRACTOR MUST VERIFY THE DETAILED QUANTITIES AND UNIT DETAILS AND UNDERSTAND THEM BY CONSULTING WITH THE ARCHITECT. THE ARCHITECT DOES NOT GUARANTEE THE ACCURACY OF THE QUANTITIES AND UNIT DETAILS FOR THE ARCHITECTURAL DRAWINGS. THE ARCHITECT DOES NOT GUARANTEE THE ACCURACY OF THE QUANTITIES AND UNIT DETAILS FOR THE ARCHITECTURAL DRAWINGS. THE ARCHITECT DOES NOT GUARANTEE THE ACCURACY OF THE QUANTITIES AND UNIT DETAILS FOR THE ARCHITECTURAL DRAWINGS.

SCEAU / SEAL

NO.	REV.	DATE	DESCRIPTION

PLAN CLE / KEY PLAN

A2DESIGN

485 RUE SAINT-MICHAËL, 3ÈME ÉTAGE, MONTRÉAL, QUÉBEC H3K 2R7, CANADA
514 376-8888 - info@a2design.ca

CLIENT

CREE NATION GOVERNMENT
PROJET / PROJECT 18-1077

CNG - YOUTH CUSTODY FACILITY
302 MAIN STREET, MISTISSIN (QUEBEC)

TITRE DU DESSIN / DRAWING TITLE

PERFORMANCE AND FURNITURE CRITERIA

CONÇU PAR / DESIGNED BY CLAIRE DE CHAMPLAIN
DESSINÉ PAR / DRAWN BY JULIETTE MEFFREDDY
VÉRIFIÉ PAR / CHECKED BY LUCIE LADOUCEUR

ECHELLE / SCALE 1/8" = 1'-0"

REFERENCE PAGE REVISION

3-00-1

D:\G:\REV\18\1077_R17_0002\NATION GOVERNMENT_drawing\tableaux

Revit 2017

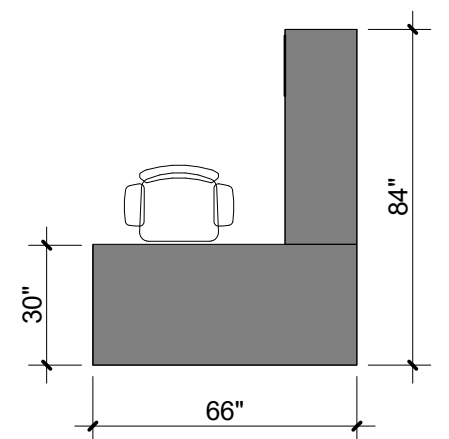
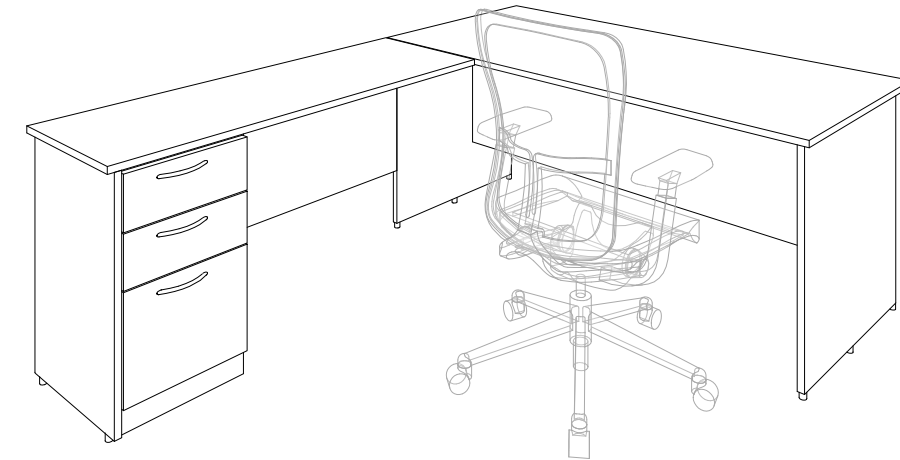
2018.10.16 09:30:53

DATE D'IMPRESSION / PRINT DATE

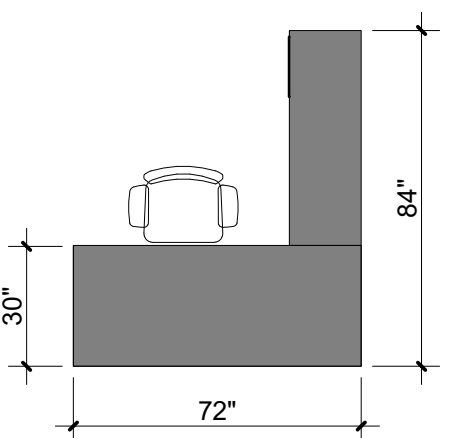
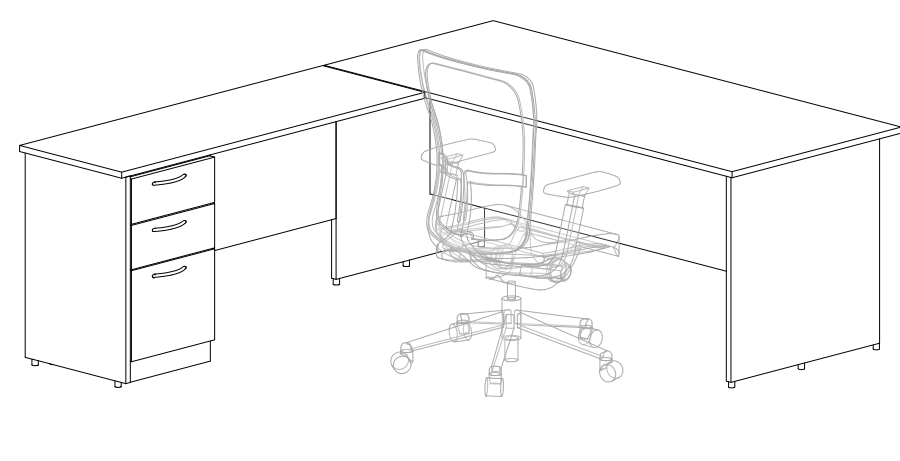
LOT 1 - WORKSTATIONS

WORKSTATIONS AND OFFICES

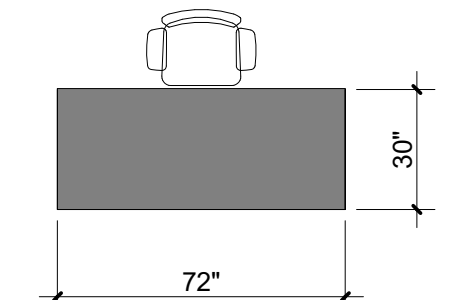
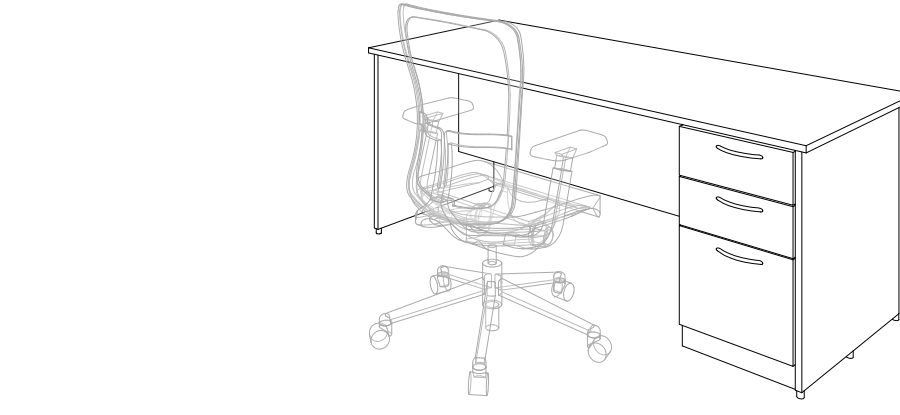
A1 : FREE STANDING - PRIVATE OFFICE - "L" SHAPE :
 DIMENSIONS : 5'-6" x 7'-0" x 29"H WITH FIXED BBF WITH LOCK
 POWER/DATA FROM CONCRETE BLOCK WALL

A2 : FREE STANDING - PRIVATE OFFICE - "L" SHAPE :
 DIMENSIONS : 6'-0" x 7'-0" x 29"H WITH FIXED BBF WITH LOCK
 POWER/DATA FROM CONCRETE BLOCK WALL

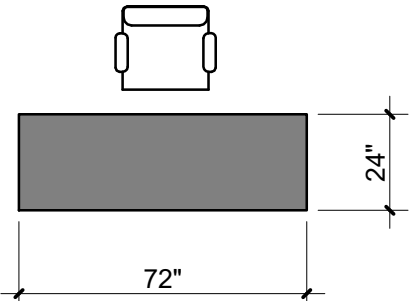
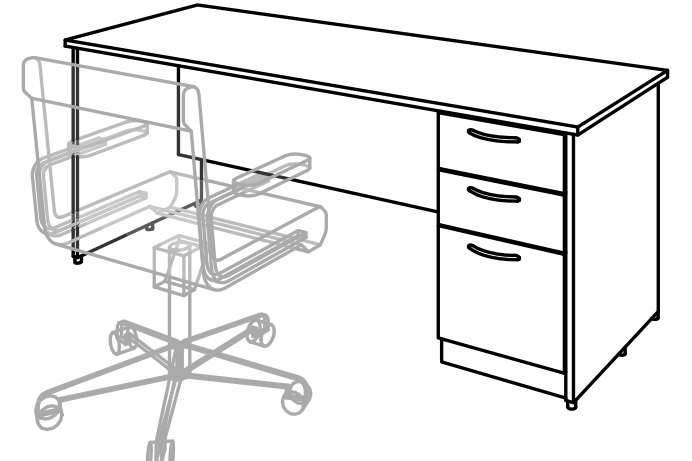



A3 : FREE STANDING - PRIVATE OFFICE - RECTANGULAR :
 DIMENSIONS : 6'-0" x 2'-6" x 29"H WITH FIXED BBF WITH LOCK
 POWER/DATA FROM CONCRETE BLOCK WALL

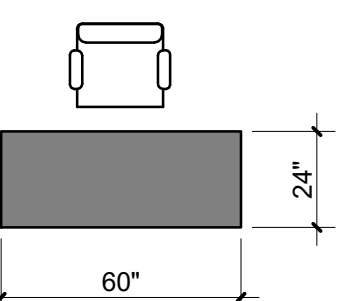
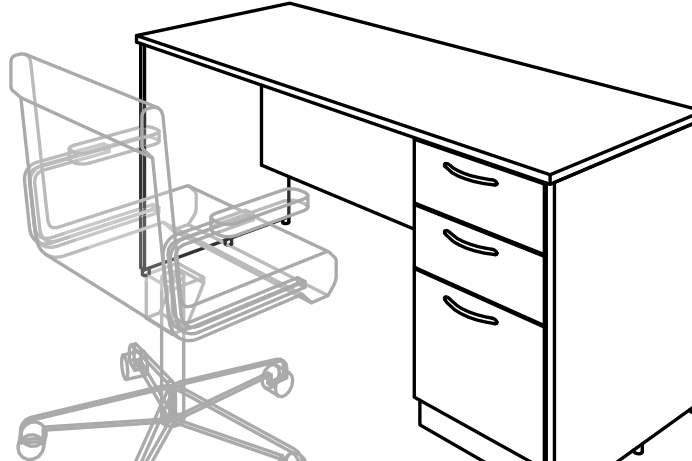



LOT 2 - SEATING

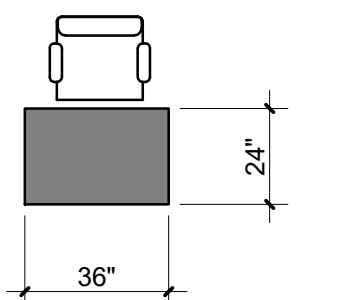
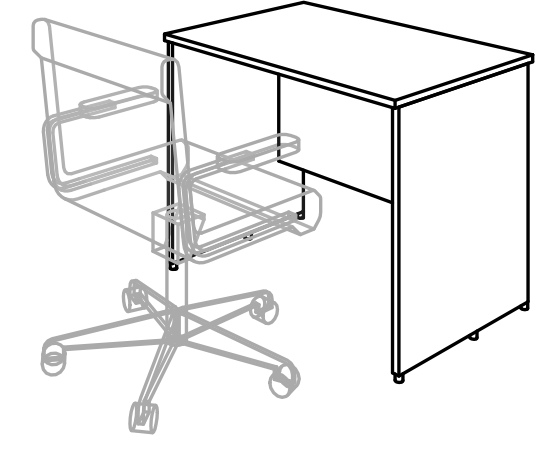
A4 : FREE STANDING - RECTANGULAR :
 DIMENSIONS : 6'-0" x 2'-0" x 29"H WITH FIXED BBF WITH LOCK

A5 : FREE STANDING - RECTANGULAR :
 DIMENSIONS : 5'-0" x 2'-0" x 29"H WITH FIXED BBF WITH LOCK





A6 : FREE STANDING - RECTANGULAR :
 DIMENSIONS : 3'-0" x 2'-0" x 29"H





LOT 2 - SEATING


B1 : ERGONOMIC TASK CHAIR - WORKING
 DIMENSIONS : ACCORDING TO PROPOSED PRODUCT
 SEAT : UPHOLSTERED
 BACK : MESH
 BASE : CENTRAL PIVOT
 CASTERS : ACCORDING TO THE FLOOR
 ARMS : ADJUSTABLE
FULL ADJUSTABILITY REQUIRED, INCLUDING LUMBAR SUPPORT




B2 : TASK CHAIR - MEETING AND WORKING (SERVICES)
 DIMENSIONS : ACCORDING TO PROPOSED PRODUCT
 SEAT : UPHOLSTERED
 BACK : UPHOLSTERED OR MESH
 BASE : CENTRAL PIVOT
 CASTERS : ACCORDING TO THE FLOOR
 ARMS : NOT ADJUSTABLE




B3 : VISITOR CHAIR
 DIMENSIONS : ACCORDING TO PROPOSED PRODUCT
 SEAT : UPHOLSTERED
 BACK : UPHOLSTERED
 LEGS : METAL
 BASE : SLED
 CASTERS : NONE
 ARMS : N/A




B4 : ERGONOMIC TASK CHAIR - WORKING (TEACHER)
 DIMENSIONS : ACCORDING TO PROPOSED PRODUCT
 SEAT : UPHOLSTERED
 BACK : MESH
 BASE : CENTRAL PIVOT
 CASTERS : ACCORDING TO THE FLOOR
 ARMS : ADJUSTABLE
FULL ADJUSTABILITY REQUIRED, INCLUDING LUMBAR SUPPORT




B5 : CHAIR - ACTIVITY ROOM
 DIMENSIONS : ACCORDING TO PROPOSED PRODUCT
 SEAT CUSHION : UPHOLSTERED OR VINYL
 BACK CUSHION : UPHOLSTERED OR VINYL
 SEAT AND BACK STRUCTURE : PLYWOOD OR LAMINATE
 LEGS : METAL
 BASE : 4 LEGS
 CASTERS : NONE
 ARMS : NONE



B6 : DINING CHAIR
 DIMENSIONS : ACCORDING TO PROPOSED PRODUCT
 SEAT : POLYPROPYLENE
 BACK : POLYPROPYLENE
 LEGS : METAL
 BASE : SLED OR 4 LEGS
 CASTERS : NONE
 ARMS : METAL AND POLYPROPYLENE



B7 : CHAIR - CULTURAL ROOM (15 UNITS)
 DIMENSIONS : ACCORDING TO PROPOSED PRODUCT
 SEAT : POLYPROPYLENE
 BACK : POLYPROPYLENE
 LEGS : METAL
 BASE : SLED OR 4 LEGS
 CASTERS : NONE
 ARMS : NONE
 STACKABLE



LOT 3 - TABLES

C1 : RECTANGULAR TABLE - ACTIVITY ROOM
 DIMENSIONS : 72" x 36" x 29"H
 SURFACE : LAMINATE
 LEGS : METAL



C2 : DINING TABLE - RECTANGULAR
 DIMENSIONS : 60" x 42" x 29"H
 SURFACE : LAMINATE
 LEGS : METAL OR LAMINATE



C3 : MEETING ROOM TABLE (10 SEAT)
 DIMENSIONS : 120" x 42" x 29"H
 SURFACE : LAMINATE
 LEGS : LAMINATE



C4 : ROUND TABLE
 DIMENSIONS : 36" DIA. x 29" H
 SURFACE : LAMINATE
 LEGS : LAMINATE OR METAL



LOT 4 - SECURITY TYPE FURNITURE

WORKSTATIONS AND OFFICES

D1 : FREE-STANDING DESKING : ISOLATION OFFICE AND SUPERVISION UNIT ENTRANCE
 DIMENSIONS : 6'-0" x 30" x 29"H WITH FIXED BBF WITH LOCK
 POWER/DATA FROM CONCRETE BLOCK WALL
HEAVY WEIGHT, LOCKABLE REINFORCED METAL STRUCTURE CUSTOM-MADE



OFFICE SEATING

D2 : ERGONOMIC TASK CHAIR - WORKING
 SEAT : UPHOLSTERED
 BACK : UPHOLSTERED
 BASE : CENTRAL PIVOT
 CASTERS : ACCORDING TO THE FLOOR
 ARMS : ADJUSTABLE
FULL ADJUSTABILITY REQUIRED, INCLUDING LUMBAR SUPPORT HEAVY WEIGHT



D3 : VISITOR CHAIR
 SEAT : UPHOLSTERED OR VINYL OR PLASTIC OR LAMINATE
 BACK : UPHOLSTERED OR VINYL OR PLASTIC OR LAMINATE
 BASE : SLED OR 4 LEGS
 CASTERS : NONE
 ARMS : NONE
HEAVY WEIGHT



MEETING ROOM FURNITURE

D4 : MEETING ROOM CHAIR
 SEAT : UPHOLSTERED OR VINYL OR PLASTIC OR LAMINATE
 BACK : UPHOLSTERED OR VINYL OR PLASTIC OR LAMINATE
 BASE : SLED OR 4 LEGS
 CASTERS : NONE
 ARMS : NONE
HEAVY WEIGHT




D5 : MEETING ROOM TABLE (6 SEAT)
 DIMENSIONS : 6 SEAT / 96" L x 42" W x 29" H
 POWER/DATA FROM FLOOR - OUTLETS ON SURFACE
 SURFACE : LAMINATE
 LEGS : METAL OR LAMINATE
HEAVY WEIGHT REINFORCED METAL STRUCTURE CUSTOM-MADE



LOT 4 - SECURITY TYPE FURNITURE

WORKSTATIONS AND OFFICES

D6 : MEETING ROOM TABLE (4 SEAT)
 DIMENSIONS : 4 SEAT / 72" L x 36" W x 29" H
 POWER/DATA FROM FLOOR - OUTLETS ON SURFACE
 SURFACE : LAMINATE
 LEGS : METAL OR LAMINATE
HEAVY WEIGHT REINFORCED METAL STRUCTURE CUSTOM-MADE




LOUNGE FURNITURE


D7 : ARMCHAIR
 DIMENSIONS : ACCORDING TO PROPOSED PRODUCT, CONSIDERING 32" OVERALL WIDTH AS A MAXIMUM
 SEAT : UPHOLSTERED OR VINYL
 BACK : UPHOLSTERED OR VINYL
 LEGS : METAL OR LAMINATE OR PLASTIC
 ARMREST : ACCORDING TO PROPOSED PRODUCT
HEAVY WEIGHT, RESISTANT




D8 : SOFA
 DIMENSIONS : ACCORDING TO PROPOSED PRODUCT, CONSIDERING 90"W AS A MAXIMUM
 SEAT : UPHOLSTERED OR VINYL
 BACK : UPHOLSTERED OR VINYL
 LEGS : METAL OR LAMINATE OR PLASTIC
 ARMREST : ACCORDING TO PROPOSED PRODUCT
HEAVY WEIGHT



D9 : LOW TABLE
 DIMENSIONS : 48"W x 28"D, HEIGHT MATCHING WITH ITEMS D7 AND D8
 SURFACE : LAMINATE OR METAL
 LEGS : LAMINATE OR METAL
HEAVY WEIGHT



D10 : SMALL LOW TABLE
 DIMENSIONS : 28"W x 28"D, HEIGHT MATCHING WITH ITEMS D7 AND D8
 SURFACE : LAMINATE OR METAL
 LEGS : LAMINATE OR METAL OR PLASTIC
HEAVY WEIGHT



NOTES GENERALES / GENERAL NOTES

L'ENTREPRENEUR VEUT VÉRIFIER LES DIMENSIONS ET LES CONDITIONS DE MONTAGE DE TOUTES LES FURNITURES AVANT LE DÉMARRAGE DES TRAVAUX. IL EST RESPONSABLE DE LA COORDINATION AVEC LE BUREAU D'ARCHITECTURE ET LE BUREAU D'INGÉNIEUR EN MÉCANIQUE POUR S'ASSURER QUE LES DIMENSIONS ET LES CONDITIONS DE MONTAGE SONT CONFORMES À CE QUI EST PRÉVU DANS LES DOSSIER D'ARCHITECTURE ET LES DOSSIER D'INGÉNIEUR EN MÉCANIQUE. IL EST RESPONSABLE DE LA COORDINATION AVEC LE BUREAU D'ARCHITECTURE ET LE BUREAU D'INGÉNIEUR EN MÉCANIQUE POUR S'ASSURER QUE LES DIMENSIONS ET LES CONDITIONS DE MONTAGE SONT CONFORMES À CE QUI EST PRÉVU DANS LES DOSSIER D'ARCHITECTURE ET LES DOSSIER D'INGÉNIEUR EN MÉCANIQUE.

THE CONTRACTOR SHALL VERIFY THE DIMENSIONS AND THE MOUNTING CONDITIONS OF ALL THE FURNITURES BEFORE THE START OF THE WORKS. HE IS RESPONSIBLE FOR THE COORDINATION WITH THE ARCHITECTURE OFFICE AND THE MECHANICAL ENGINEERING OFFICE TO MAKE SURE THAT THE DIMENSIONS AND THE MOUNTING CONDITIONS ARE IN ACCORDANCE WITH WHAT IS PROVIDED IN THE ARCHITECTURE DRAWINGS AND THE MECHANICAL ENGINEERING DRAWINGS. HE IS RESPONSIBLE FOR THE COORDINATION WITH THE ARCHITECTURE OFFICE AND THE MECHANICAL ENGINEERING OFFICE TO MAKE SURE THAT THE DIMENSIONS AND THE MOUNTING CONDITIONS ARE IN ACCORDANCE WITH WHAT IS PROVIDED IN THE ARCHITECTURE DRAWINGS AND THE MECHANICAL ENGINEERING DRAWINGS.

NO. REV. DATE DESCRIPTION

PLAN CLE / KEY PLAN

A2DESIGN

455 RUE SAINT-MICHAEL, SUITE 100, MONTRÉAL, QUÉBEC H3T 1V5
 514 379-9822 - a2design.ca

CLIENT

CREE NATION GOVERNMENT

PROJET / PROJECT 18-1077

CNG - YOUTH CUSTODY FACILITY
 302 MAIN STREET, MISTISSIN (QUEBEC)

TITRE DU DESSIN / DRAWING TITLE

FURNITURE CRITERIA

CONÇU PAR / DESIGNED BY CLAIRE DE CHAMPLAIN

DESSINÉ PAR / DRAWN BY JULIETTE MEFFREY

VÉRIFIÉ PAR / CHECKED BY LUCIE LADOUCEUR

ECHELLE / SCALE 1/4" = 1'-0"

















REFERENCE PAGE REVISION

3-00-2

D:\G-REV\18-1077_R17_002_NATION GOVERNMENT_archi\msh\msh.dwg Revit 2017 2018-10-16 10:26:57 DATE D'IMPRESSION / PRINT DATE

04. FURNITURE PERFORMANCE CRITERIA

APPENDIX A

LOT 5 - STORAGE	LOT 6 - EQUIPMENT	LOT 7 - SPECIALIZED EQUIPMENT	LOT 8 - LAUNDRY FURNITURE	LOT 9 - BINS	NOTES GENERALES / GENERAL NOTES
<p>E1 : BOOKSHELF - 5 SHELVES</p> <p>DIMENSIONS : 36"W x 14"D x 72H SURFACES : METAL OR LAMINATE</p> 	<p>F1 : COMMERCIAL WASHER (3 UNITS)</p> <p>DIMENSIONS : 27.5" W x 28" D x 43" H CAPACITY : MINIMUM 5.0 PI. CU.</p> 	<p>G1 : VENTILATED CABINET (FOR PAINT AND PRODUCTS) (1 UNIT)</p> <p>DIMENSIONS : 31" W x 24" D x 84" H AS A MAXIMUM WITH 4 ADJUSTABLE SHELVES</p> 	<p>H1 : LINEN CARTS (3 UNITS)</p> <p>DIMENSIONS : 19" W x 34" D x 38" H WITH METAL OR PLASTIC SHELVES WITH CASTERS</p> 	<p>I1 : COMBINED TRASH / RECYCLING BIN (SIDE BIN ON CONTAINER) - OFFICE (20 UNITS)</p> <p>DIMENSIONS : ACCORDING TO PROPOSED PRODUCT</p> 	<p>L'ENTREPRENEUR SERA VERIFIÉ POUR S'ASSURER QUE LES DIMENSIONS ET TOUTES LES CONDITIONS DU QUOTIDIEN SONT RESPECTÉES. LE FOURNISSEUR DOIT FOURNIR UN MANUEL D'UTILISATION ET DES INSTRUCTIONS DE SÉCURITÉ. LE FOURNISSEUR DOIT ASSURER LA DURABILITÉ, LA FACILITÉ D'ENTRETIEN ET LA SÉCURITÉ DES ÉLÉMENTS DE LA COLLECTION. LE FOURNISSEUR DOIT ASSURER LA DURABILITÉ, LA FACILITÉ D'ENTRETIEN ET LA SÉCURITÉ DES ÉLÉMENTS DE LA COLLECTION. LE FOURNISSEUR DOIT ASSURER LA DURABILITÉ, LA FACILITÉ D'ENTRETIEN ET LA SÉCURITÉ DES ÉLÉMENTS DE LA COLLECTION.</p>
<p>E2 : 3 DRAWER LATERAL FILING CABINET</p> <p>DIMENSIONS : 36"W x 18"D x 42"H SURFACES : GREY METAL OR GREY LAMINATE 1 LOCK PER CABINET GREY FINISH IS MANDATORY</p> 	<p>F2 : COMMERCIAL DRYER (3 UNITS)</p> <p>DIMENSIONS : 29" W x 28.25" D x 43" H CAPACITY : MINIMUM 7.0 PI. CU.</p> 	<p>G2 : UNDER-COUNTER MEDICAL REFRIGERATOR (1 UNIT)</p> <p>DIMENSIONS : 23.5" W x 25.4" D x 32.9" H</p> 		<p>I2 : TRASH BIN 120L (1 UNIT)</p> <p>DIMENSIONS : ACCORDING TO 120L CAPACITY</p> 	<p>SCÉAU / SEAL</p>
	<p>F3 : DISHWASHER (3 UNITS)</p> <p>DIMENSIONS : 24" W x 24.5" D x 34.5" H</p> 	<p>G3 : FLOOR SCRUBBER - MEDIUM (1 UNIT)</p> <p>DIMENSIONS : ACCORDING TO PROPOSED PRODUCT MULTI-PURPOSE MACHINE : STRIPS, SCRUBS, AND POLISHES FLOOR BATTERY OPERATED</p> 		<p>I3 : 3 TO 4 COMPARTMENT RECYCLE AND WASTE BIN - STAFF ROOM (1 UNIT)</p> <p>DIMENSIONS : 48" L x 15" D</p> 	
	<p>F4 : MICROWAVE (1 UNIT)</p> <p>DIMENSIONS : 21" W x 17" D x 12.5" H</p> 			<p>I4 : 2 COMPARTMENT RECYCLE AND WASTE BIN - KITCHENETTE (2 UNITS)</p> <p>DIMENSIONS : ACCORDING TO PROPOSED PRODUCT</p> 	
	<p>F5 : TOP FREEZER REFRIGERATOR (1 UNIT)</p> <p>DIMENSIONS : 30" W x 32" D x 67" H</p> 				<p>NO. REV. DATE DESCRIPTION PLAN CLE / KEY PLAN</p>
	<p>F6 : FILTER COFFEE MACHINE (1 UNIT)</p> <p>DIMENSIONS : 12" W x 14" D x 20" H CAPACITY : MIN. 12 CUPS 2 POTS COFFEE MACHINE</p> 				<p>A2DESIGN</p> <p>415 RUE SAINT-JACQUES, SUITE 100, MONTRÉAL, QUÉBEC H3T 1S5 514-393-9882 - a2design.ca</p>
					<p>CLIENT</p> <p>CREE NATION GOVERNMENT PROJET / PROJECT 18-1077</p> <p>CNG - YOUTH CUSTODY FACILITY 302 MAIN STREET, MISTISSINNI (QUEBEC)</p> <p>TITRE DU DESSIN / DRAWING TITLE</p> <p>FURNITURE CRITERIA</p> <p>CONÇU PAR / DESIGNED BY CLAIRE DE CHAMPLAIN DESSINÉ PAR / DRAWN BY JULIETTE MEFFREY VÉRIFIÉ PAR / CHECKED BY LUCIE LADOUCEUR</p> <p>ECHELLE / SCALE</p> <p>REFERENCE PAGE REVISION</p> <p>3-00-3</p>

D:\G-REV\118-1077_R17_CREER NATION GOVERNMENT_2018.mxd Revit 2017 2018-10-16 10:28:58 DATE IMPRESSION / PRINT DATE